



District Report Card: 2017


State: Arunachal Pradesh	District: Lohit
Class: 3	Subject: Mathematics
Schools: 48	Students: 616


Participation/Coverage


Students

 GENDER	Boys		Girls	
	Number	%	Number	%
	267	43.34	349	56.66

 AREA	Rural		Urban	
	Number	%	Number	%
	397	64.45	219	35.55

 CATEGORY	SC		ST		OBC		GEN	
	Number	%	Number	%	Number	%	Number	%
	3	0.49	134	21.75	6	0.97	473	76.79

 CWSN	LD	VI	HI	S&LD	ID	Oth
	1	0	0	1	1	1

 Management	Government		Government-aided	
	Number	%	Number	%
	558	90.58	58	9.42

Average Performance of Students in Mathematics (%)

Overall	Gender		Area		Management		Social Group			
	Male	Female	Rural	Urban	Govt.	Aided	SC	ST	OBC	GEN
53.19	50.81	55.01	53.40	52.82	52.69	58.05	71.11	56.87	53.33	52.04

Performance on Learning Outcomes (LOs)

Learning Outcomes	Description	Average Performance(%)
M301	Reads and writes numbers up to 999 using place value	50.93
M302	Compares numbers up to 999 based on their place values	56.98
M303	Solves simple daily life problems using addition and subtraction of three digit numbers with and without regrouping	49.20
M304	Constructs and uses the multiplication facts (up till 10) in daily life situations	56.09
M305	Analyses and applies an appropriate number operation in the situation/ context	50.32
M306	Explains the meaning of division facts by equal grouping/sharing and finds it by repeated subtraction	47.24
M309	Identifies and makes 2D-shapes by paper folding, paper cutting on the dot grid, using straight lines etc.	76.29
M311	Fills a given region leaving no gaps using a tile of a given shape	29.60
M312	Estimates and measures length and distance using standard units like centimeters or meters & identifies relationships	16.61
M317	Reads the time correctly to the hour using a clock/watch	61.36
M318	Extends patterns in simple shapes and numbers	43.86
M319	Records data using tally marks, represents pictorially and draws conclusions	70.62

Range of Performance of Students who Answered Correctly							
Below 30%		30% - 50%		50% - 75%		Above 75%	
Number	%	Number	%	Number	%	Number	%
113	18.34	173	28.08	216	35.06	114	18.51

Lowest Performing Learning Outcomes (LOs)

- 1 - Estimates and measures length and distance using standard units like centimeters or meters & identifies relationships (16.61)
- 2 - Fills a given region leaving no gaps using a tile of a given shape (29.60)
- 3 - Extends patterns in simple shapes and numbers (43.86)
- 4 - Explains the meaning of division facts by equal grouping/sharing and finds it by repeated subtraction (47.24)
- 5 - Solves simple daily life problems using addition and subtraction of three digit numbers with and without regrouping (49.20)